
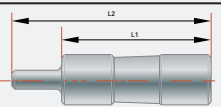
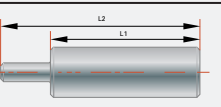
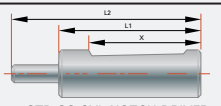
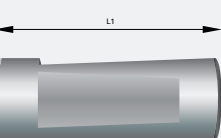
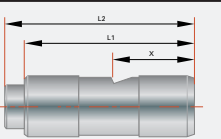
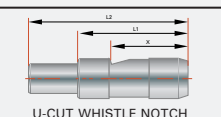
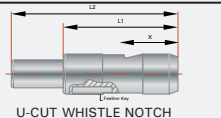
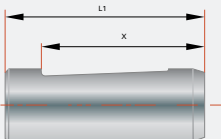
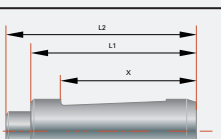
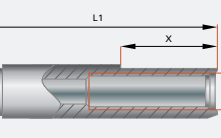
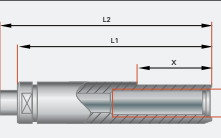
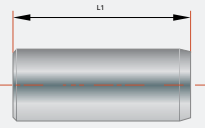
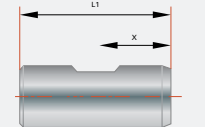
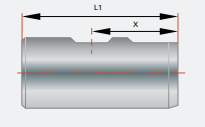
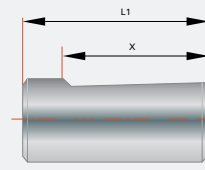
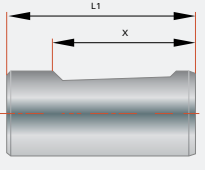
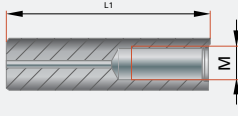
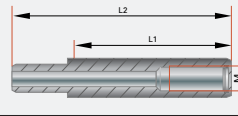
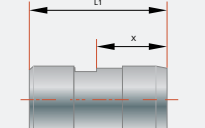


DRIVER STYLE OVERVIEW

Part#	Dia.	Length	DESCRIPTION	L1	L2	X	TAP	
DRAT	0.500" [12.7mm]	1.500" [38.1mm]	 <p style="text-align: center;">STD TU DRIVER</p>		1.500" [38.1mm]	1.000" [25.4mm]		
DRBT	0.7500" [19.05mm]	2.750" [69.8mm]				2.750" [69.8mm]	1.748" [44.4mm]	3/8 X 24
DRAS	0.500" [12.7mm]	2.000" [50.8mm]	 <p style="text-align: center;">STD SC TU DRIVER</p>	1.500" [38.1mm]	2.000" [50.8mm]			
DRJC	0.2362" [6mm]	1.967" [49.9mm]	 <p style="text-align: center;">STD SC CYL DRIVER</p>	1.500" [38.1mm]	1.967" [49.9mm]			
DRAC	0.500" [12.7mm]	2.000" [50.8mm]			1.500" [38.1mm]	2.000" [50.8mm]		
DRSJ	.2362" [6mm]	1.967" [49.9mm]	 <p style="text-align: center;">STD SC CYL NOTCH DRIVER</p>	1.417" [36mm]	1.967" [49.9mm]	.984" [30.0mm]		
DRCF	1.000" [25.4mm]	2.750" [69.8mm]	 <p style="text-align: center;">STD 2TF DRIVER</p>	2.750" [69.8mm]				
DRDF	1.250" [31.75mm]	2.750" [69.8mm]			2.750" [69.8mm]			
DREF	1.500" [38.1mm]	2.750" [69.8mm]			2.750" [69.8mm]			
DRFF	2.000" [50.8mm]	2.750" [69.8mm]			2.750" [69.8mm]			
DRJB	0.3937" [10.0mm]	1.575" [40.0mm]	 <p style="text-align: center;">U-CUT WHISTLE NOTCH</p>	1.575" [40.0mm]	1.811" [46.0mm]	0.957" [24.3mm]		
DRLB	0.6299" [16.0mm]	1.969" [50.0mm]			1.969" [50.0mm]	2.283" [58.0mm]	1.870" [47.5mm]	
DRHB	0.9843" [25.0mm]	2.756" [70.0mm]			2.756" [70.0mm]	3.071" [78.0mm]	1.339" [34.0mm]	
DRJA	0.3937" [10.0mm]	1.575" [40.0mm]	 <p style="text-align: center;">U-CUT WHISTLE NOTCH</p>	1.654" [42.0mm]	2.165" [55.0mm]	0.957" [24.3mm]		
DRLA	0.6299" [16.0mm]	1.969" [50.0mm]			2.047" [52.0mm]	2.953" [75.0mm]	1.870" [47.5mm]	
DRHD	0.9843" [25.0mm]	2.756" [70.0mm]	 <p style="text-align: center;">U-CUT WHISTLE NOTCH</p>	2.835" [72.0mm]	4.134" [105.0mm]	1.339" [34.0mm]		
DRCG	1.000" [25.4mm]	2.748" [69.8mm]	 <p style="text-align: center;">FLAT</p>	2.748" [69.8mm]		2.248" [57.1mm]		
DRDG	1.250" [31.75mm]	2.748" [69.8mm]			2.748" [69.8mm]		2.248" [57.1mm]	
DREG	1.500" [38.1mm]	2.748" [69.8mm]			2.748" [69.8mm]		2.248" [57.1mm]	
DRCH	1.000" [25.4mm]	2.748" [69.8mm]	 <p style="text-align: center;">FLAT</p>	2.748" [69.8mm]	4.134" [105.0mm]	2.248" [57.1mm]		
DRDH	1.250" [31.75mm]	2.748" [69.8mm]			2.748" [69.8mm]	3.397" [100.0mm]	2.248" [57.1mm]	
DREH	1.500" [38.1mm]	2.748" [69.8mm]			2.748" [69.8mm]	3.397" [100.0mm]	2.248" [57.1mm]	
DRJI	0.3937" [10.0mm]	2.677" [68.0mm]	 <p style="text-align: center;">FLAT</p>	2.677" [68.0mm]		1.380" [35.0mm]	M6 X 0.5	
DRLI	0.6299" [16.0mm]	3.543" [90.0mm]			3.543" [90.0mm]		1.457" [37.0mm]	M10 X 1
DRHI	0.9843" [25.0mm]	4.409" [112.0mm]			4.409" [112.0mm]		1.772" [45.0mm]	M16 X 1.5
DRJE	0.3937" [10.0mm]	2.677" [68.0mm]			2.677" [68.0mm]	3.189" [81.0mm]	1.378" [35.0mm]	M6 X 0.5
DRLE	0.6299" [16.0mm]	3.543" [90.0mm]	 <p style="text-align: center;">FLAT</p>	3.543" [90.0mm]	4.331" [110.0mm]	1.457" [37.0mm]	M10 X 1	
DRHE	0.9843" [25.0mm]	4.409" [112.0mm]			4.409" [112.0mm]	5.591" [142.0mm]	1.772" [45.0mm]	M16 X 1.5

DRIVER STYLE OVERVIEW

Part#	Dia.	Length	DESCRIPTION	L1	L2	X	TAP
DRJP	0.3937" [10.0mm]	1.575" [40.0mm]	 <p style="text-align: center;">CYL</p>	1.575" [40.0mm]			
DRGP	0.4724" [12.0mm]	1.772" [45.0mm]		1.772" [45.0mm]			
DRLP	0.6299" [16.0mm]	1.890" [48.0mm]		1.890" [48.0mm]			
DRIP	0.7874" [20.0mm]	1.969" [50.0mm]		1.969" [50.0mm]			
DRHP	0.9843" [25.0mm]	2.205" [56.0mm]		2.205" [56.0mm]			
DRKP	1.2598" [32.0mm]	2.362" [60.0mm]		2.362" [60.0mm]			
DRJW	0.3937" [10.0mm]	1.575" [40.0mm]	 <p style="text-align: center;">1 WELDON FLAT</p>	1.575" [40.0mm]		0.787 [20.0mm]	
DRGW	0.4724" [12.0mm]	1.772" [45.0mm]		1.772" [45.0mm]		0.886" [22.5mm]	
DRLW	0.6299" [16.0mm]	1.890" [48.0mm]		1.890" [48.0mm]		0.945 [24.0mm]	
DRJX	0.3937" [10.0mm]	2.205" [56.0mm]	 <p style="text-align: center;">WELDON FLAT</p>	2.205" [56.0mm]		1.260" [32.0mm]	
DRGX	0.4724" [12.0mm]	2.362" [60.0mm]		2.362" [60.0mm]		1.417" [36.0mm]	
DRLX	0.6299" [16.0mm]	2.756" [70.0mm]		2.756" [70.0mm]		1.575 [40.0mm]	
DRJY	0.3937" [10.0mm]	1.575" [40.0mm]	 <p style="text-align: center;">1 TF</p>	1.575" [40.0mm]		1.102" [28.0mm]	
DRGY	0.4724" [12.0mm]	1.772" [45.0mm]		1.772" [45.0mm]		1.299" [33.0mm]	
DRLY	0.6299" [16.0mm]	1.890" [48.0mm]		1.890" [48.0mm]		1.417" [36.0mm]	
DRHY	0.9843" [25.0mm]	2.205" [56.0mm]		2.205" [56.0mm]		1.732" [44.0mm]	
DRKY	1.2598" [32.0mm]	2.362" [60.0mm]		2.362" [60.0mm]		1.890" [48.0mm]	
DRJZ	0.3937" [10.0mm]	1.575" [40.0mm]	 <p style="text-align: center;">1 TF</p>	1.575" [40.0mm]		1.102" [28.0mm]	
DRGZ	0.4724" [12.0mm]	1.772" [45.0mm]		1.772" [45.0mm]		1.299" [33.0mm]	
DRLZ	0.6299" [16.0mm]	1.890" [48.0mm]		1.890" [48.0mm]		1.417" [36.0mm]	
DRHZ	0.9843" [25.0mm]	2.205" [56.0mm]		2.205" [56.0mm]		1.732" [44.0mm]	
DRJU	0.3937" [10.0mm]	2.362" [60.0mm]		2.362" [60.0mm]			M6 X 0.5"
DRLU	0.6299" [16.0mm]	3.150" [80.0mm]		3.150" [80.0mm]			M10 X 1.0"
DRHU	0.9843" [25.0mm]	3.937" [100.0mm]		3.937" [100.0mm]			M16 X 1.5"
DRLV	0.6299" [16.0mm]	3.150" [80.0mm]		3.150" [80.0mm]	3.937" [100.0mm]		M10 X 1.0"
DRHV	0.9843" [25.0mm]	3.937" [100.0mm]		3.937" [100.0mm]	5.512" [140.0mm]		M16 X 1.5"
DRLM	0.6299" [16.0mm]	1.575" [50.0mm]		1.575" [50.0mm]		0.61" [15.494mm]	
DRHM	0.9843" [25.0mm]	1.969" [50.0mm]		1.969" [50.0mm]		1.004" [25.5mm]	
DRRM	1.378" [35.0mm]	2.362" [60.0mm]		2.362" [60.0mm]		1.161" [25.489mm]	