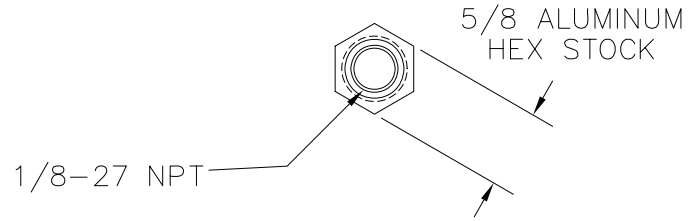
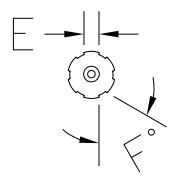
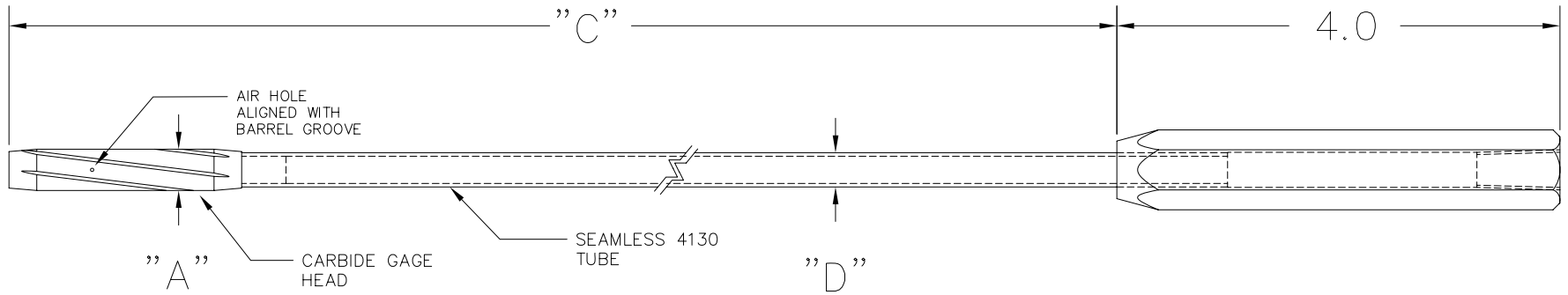


DESCRIPTION OF REVISION	BY	CHK	DATE	REV. LTR.
-------------------------	----	-----	------	-----------



"A" \_\_\_\_\_  
 "C" \_\_\_\_\_  
 "D" \_\_\_\_\_  
 "E" \_\_\_\_\_  
 "F" \_\_\_\_\_  
 NO. OF GROOVES \_\_\_\_\_  
 TWIST: 1 TURN IN \_\_\_\_\_

THIS IS A PROPRIETARY DESIGN OF ELDERADO. REPRODUCTION, MANUFACTURE OR USE OF ANY ASSEMBLY, SUBASSEMBLY, OR PART INDICATED HEREIN OR THE USE OF THE DESIGN OF ANY SUCH ASSEMBLY, SUBASSEMBLY, OR PART IS PERMISSABLE ONLY IF EXPRESSLY AUTHORIZED IN WRITING BY ELDERADO.			
DO NOT SCALE DRAWING INCH DIMENSIONS ARE PRIMARY UNLESS OTHERWISE SPECIFIED		DRILL MASTERS-ELDERADO TOOL 336 BOSTON POST RD. MILFORD, CONNECTICUT U.S.A.	
INCH TOLERANCES		DESIGNER S RUEL	DATE 03/17/09
1 PLACE	± .03	DETAILER X	TITLE RIFLE AIR GAGE PROBE
2 PLACES	± .015	CHECKER X	REF. X
3 PLACES	± .005	RELEASED X	
ANGLES	± 1 deg.	SUPERSEDES X	
NON-ACCUMULATIVE		SCALE X	DWG. NO. RIFLE_GAGE.DWG
METRIC TOLERANCES(mm)		SHT. X	REV. X
WHOLE NO.	± .8	OF X	
1 PLACE	± .4		
2 PLACES	± .13		
ANGLES	± 1 deg.		